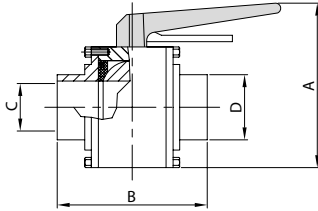




VALVOLA SFERA ESTRAIBILE EL.
EXTRACTABLE BALL VALVE PE.
VANNE BOULE EXTRACTIBLE BL.
VÁLVULA BOLA EXTRAIBILE EL.

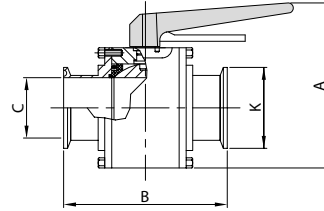
W91



DN	A	B	C	D	gr	
1/2"	12	100,0	74,5	9,4	12,7	750
3/4"	19	100,0	74,5	15,7	19,0	750
1"	25	110,0	95,0	22,1	25,4	1.120
1 1/2"	38	130,0	109,0	34,8	38,1	2.060
2"	51	145,0	124,0	47,5	50,8	2.780
2 1/2"	63	168,0	135,0	60,2	63,5	4.820
3"	76	182,0	158,0	72,0	76,2	7.450

V. SFERA ESTRAIBILE E. SM.
EXTRACTABLE BALL VALVE E. FR.
V. BOULE EXTRACTIBLE B. FR.
VÁLVULA BOLA EXTRAIBILE E. SM.

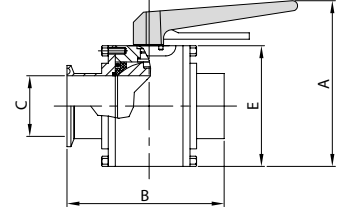
K91



DN	A	B	C	K	gr	
1/2"	12	100,0	80,5	9,4	25,0	770
3/4"	19	100,0	80,5	15,7	25,0	770
1"	25	110,0	95,0	22,1	50,5	1.140
1 1/2"	38	130,0	109,0	34,8	50,5	2.090
2"	51	145,0	124,0	47,5	64,0	2.830
2 1/2"	63	168,0	135,0	60,2	77,5	4.880
3"	76	182,0	158,0	72,0	91,0	7.520

V. SFERA ESTRAIBILE EL./E. SM.
EXTRACTABLE BALL V. PE./E. FR.
V. BOULE EXTRACT. BL./B. FR.
V. BOLA EXTRAIBILE EL./E. SM.

WK91



DN	A	B	C	E	gr	
1/2"	12	100,0	77,5	9,4	55,0	760
3/4"	19	100,0	77,5	15,7	55,0	760
1"	25	110,0	95,0	22,1	60,0	1.130
1 1/2"	38	130,0	109,0	34,8	80,0	2.075
2"	51	145,0	124,0	47,5	95,0	2.805
2 1/2"	63	168,0	135,0	60,2	118,0	4.850
3"	76	182,0	158,0	72,0	132,0	7.485